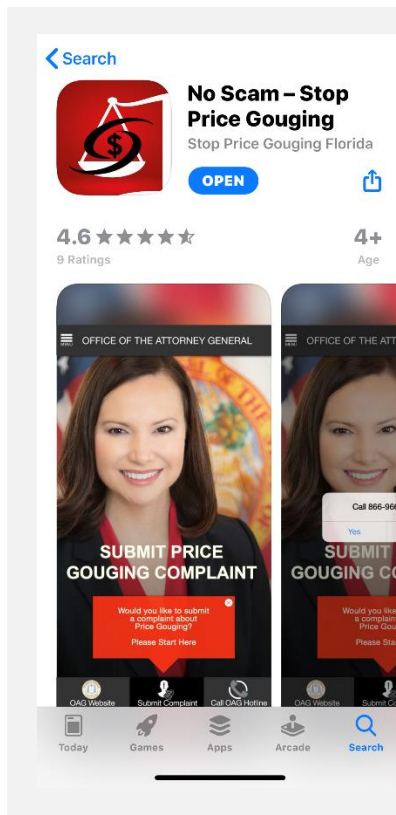


How to File a Price Gouging Complaint Using the NO-SCAM—Stop Price Gouging App

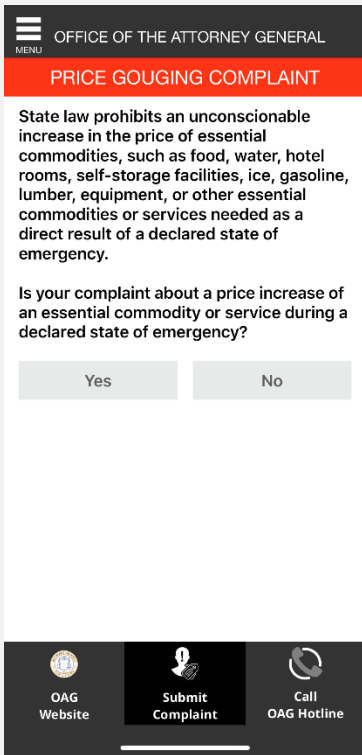


First, search for NO SCAM in your phone’s application store. It is available to download for free.

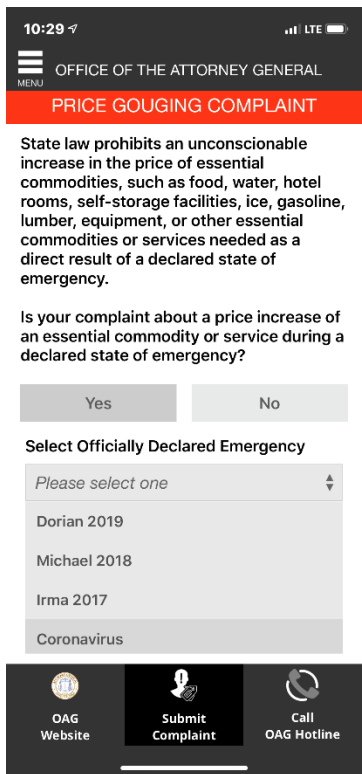


Second, click to open the app after it has downloaded to your phone. Then, look for the “Submit Complaint” button at the bottom center of the app’s home screen.





Third, the next screen details what constitutes price gouging in the state of Florida. Does your complaint match this definition? If yes, then click yes to be sent to the next screen to begin filling out the complaint form.



Fourth, select from the pull-down bar the official declared emergency that your price gouging complaint falls under.



OFFICE OF THE ATTORNEY GENERAL

MIENU

Name and address of company/individual you are filing price gouging complaint against and, if known, phone number, and website.

* Example Business

* 123 Nowhere Street

* Florida * Example 00001

Phone number (XXX-XXX-XXXX)

Website address (URL)

Complaint Category

* Other

Please describe your price gouging complaint

OAG Website Submit Complaint Call OAG Hotline

Fifth, you will be asked to fill in the name and address, as well as complaint category, of the person or business you are filing a price gouging complaint against. For complaints about the Coronavirus, select “Other” for the complaint category.

OFFICE OF THE ATTORNEY GENERAL

MIENU

Upload Photos
Upload photo receipt/advertised pricing. You can upload up to 4 images from your phone.

Add Photo

Your Contact Information

* Your first and last name

* Your e-mail (abc@email.com)

* Your phone number (XXX-XXX-XXXX)

What is your preferred contact method?

Phone call E-mail

Penalties can be enhanced for victimizing individuals who are 60 years of age and older. Are you 60 or older?

OAG Website Submit Complaint Call OAG Hotline

Sixth, you will then be given the opportunity to submit photos as proof. You can upload photos of receipts and advertised pricing, or other evidence you feel necessary. You will then be asked to input your own contact information for our team members to use if they need to discuss the complaint with you more.





"I understand that the Florida Office of the Attorney General cannot provide legal advice. I also understand that the Florida Office of the Attorney General cannot take legal action for me individually. I am filing this complaint to notify the Florida Office of the Attorney General of the activities of this company so that it may be reviewed for appropriate action. All documents and attachments submitted with this complaint may be subject to public inspection pursuant to Chapter 119, Florida Statutes. Whoever knowingly makes a false statement in writing with the intent to mislead a public servant in the performance of his/her official duty shall be guilty of a misdemeanor of the second degree, punishable as provided in s. 775.082, s. 775.083 or s. 837.06, Florida Statutes."

You must click "I Agree" button before you click "Submit Complaint" button.

I Agree

Submit Complaint



OAG Website



Submit Complaint



Call OAG Hotline

Finally, to submit the complaint, click on the green "Submit Complaint" button at the bottom of the screen. If you need more information or would like to call the Office of the Attorney General to submit the complaint over the telephone, the app provides access to the OAG website, and also access to place a call to the Office's Price Gouging Hotline. Simply click the buttons at the bottom left or right of the screen on the app.

